



Frog's Starry Wish

Activity Sheet for Students

letsread.asia/FrogsStarryWish



The frog loved the stars and jumped to tall heights to get to them. Have you ever seen stars in the night sky?


In a clear night sky, you can see countless stars. Some stars are big and some are small. Have you ever made shapes out of stars in the night sky?

There are many stars that make interesting shapes together. Some of these shapes are very popular. These shapes are called constellations.

Let's make our own constellation tube and look at some famous constellations through them.

Before we start making,
Make sure to have these:

1. Toilet paper roll
2. Constellation templates.
3. Scissor
4. Cello tape
5. Thumb pins
6. Black paper





Let's make our own constellations



Step 1

Cut out the circular constellation from the template and also cut a black paper bigger than the constellation cutout.



Step 2

Paste the constellation cutout on the black paper.



Step 3

Mark the size of the toilet paper roll and cut around the black paper to fold.




Step 4

Paste the black paper on one end of the roll.



Step 5

Use a thumb pin and poke holes on the stars on the constellations.



Look from the open end of the roll while pointing the constellations towards a light source.


Challenge Your Skills

1. Compare your constellations with the ones in the night sky. Try to find as many constellations as possible.
2. Different constellations are visible during different seasons. Try to make a collection of constellations that you can see from your home throughout the year.

Challenge Your Mind

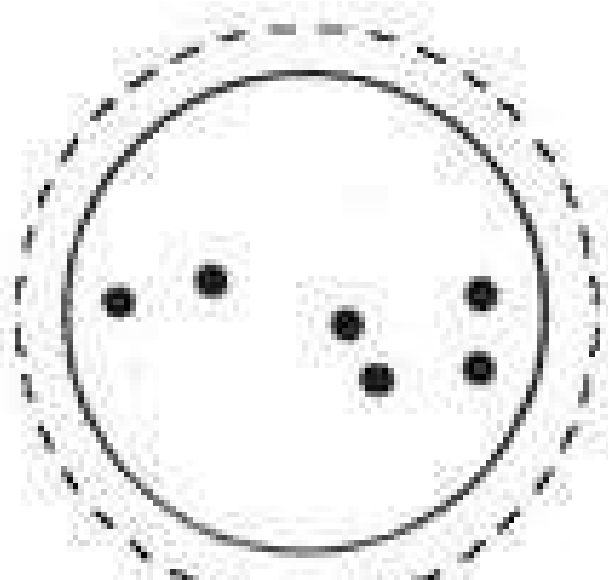

1. In ancient times, people used to look at constellations while travelling through seas and oceans to find the correct direction. How do you think they did that?
2. People all over the world have zodiac signs based on the day of their birth. How do you think people's zodiac signs are related to the constellations that you can see in the night sky?



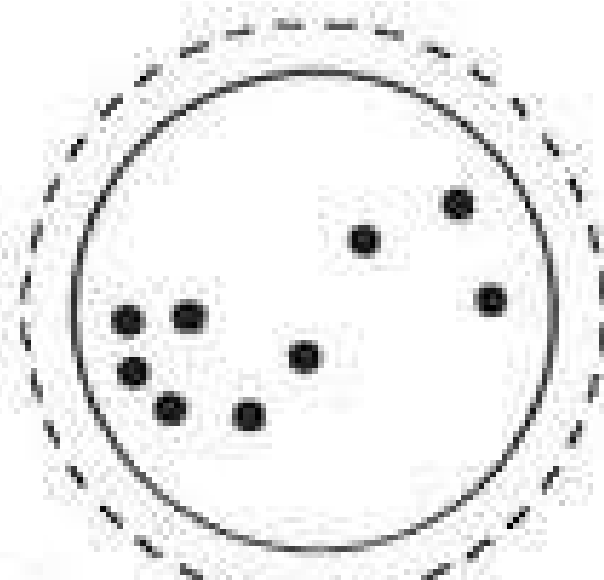


Frog's Starry Wish Template

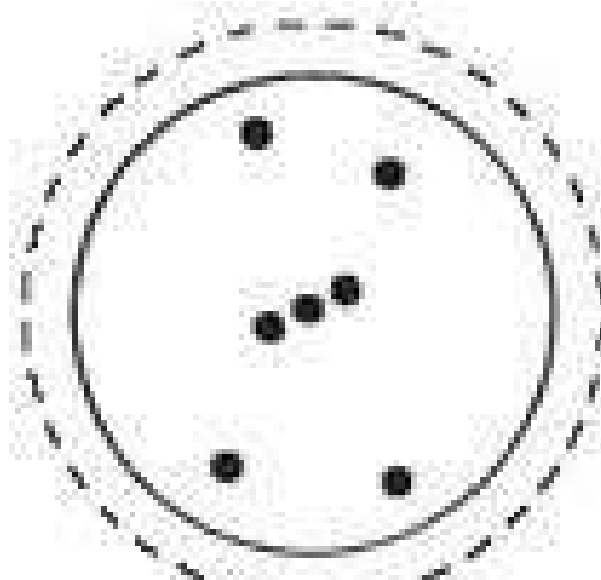
Use the sheet below to print/trace the constellation. Poke holes on the dots. Make a small hole for small dots and bigger hole for the big dot.



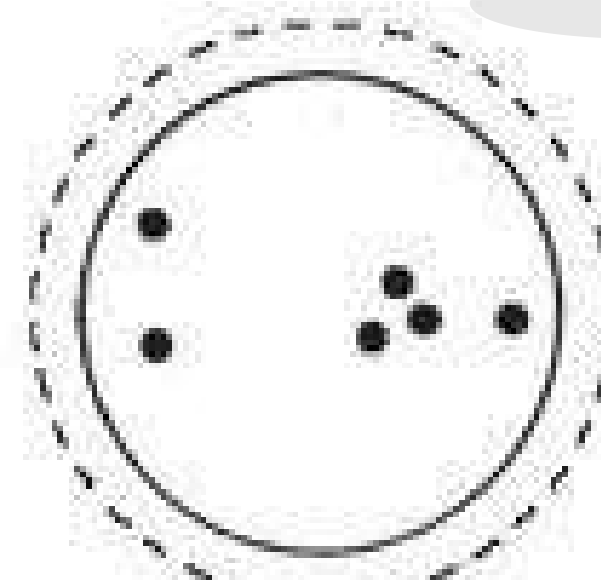
URSA MAJOR,
the Great Bear



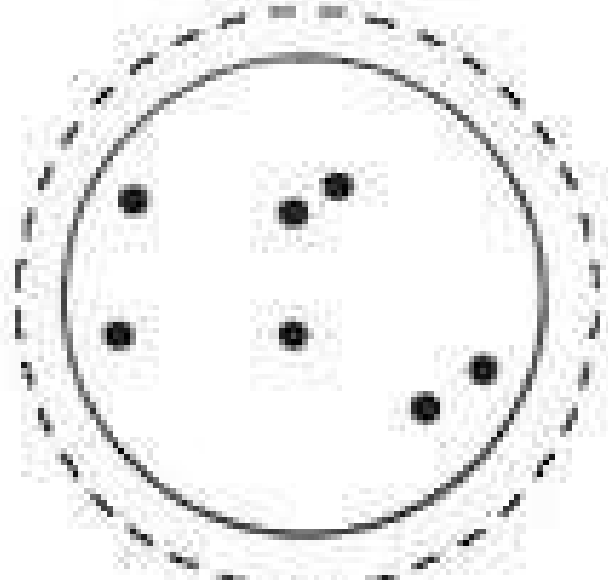
SCORPIUS,
the Scorpion



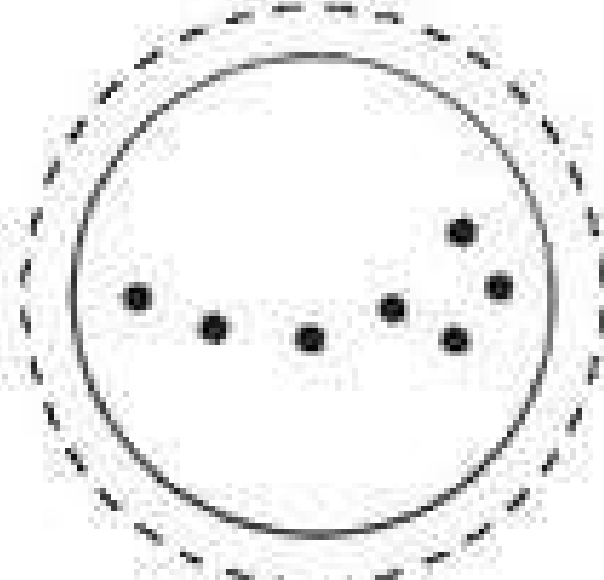
ORION,
the Hunter



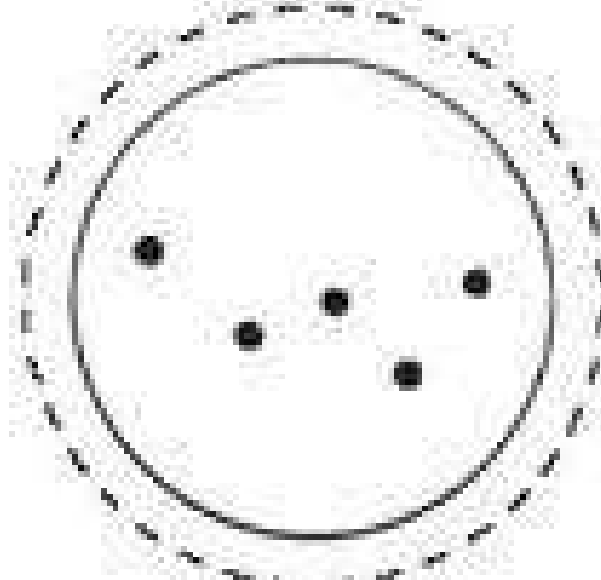
TAURUS,
the Bull



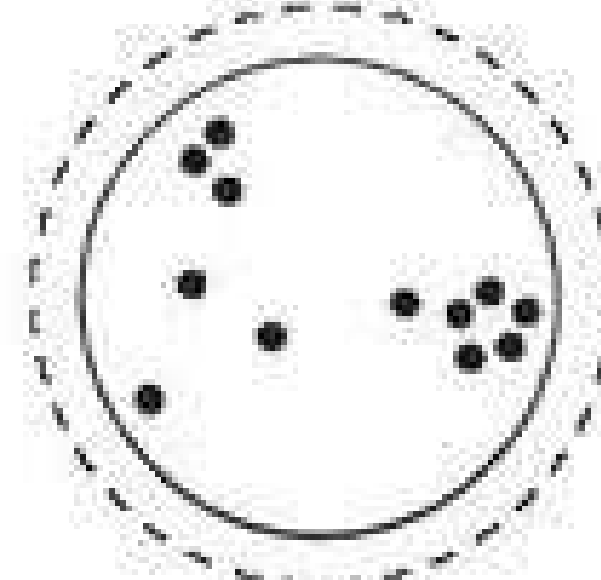
PEGASUS,
the Flying Horse



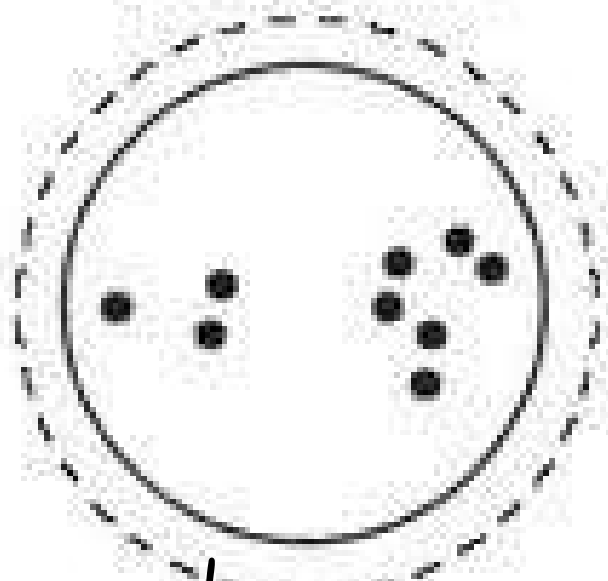
URSA MINOR,
the Little Bear



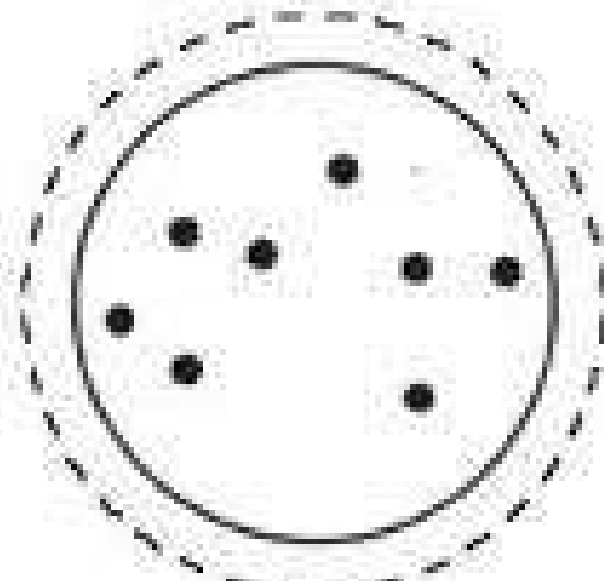
CASSIOPEIA,
the Queen



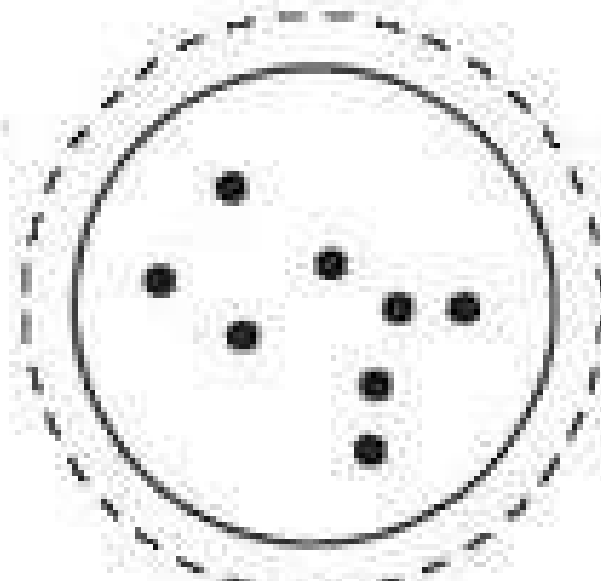
PISCES,
the Fishes



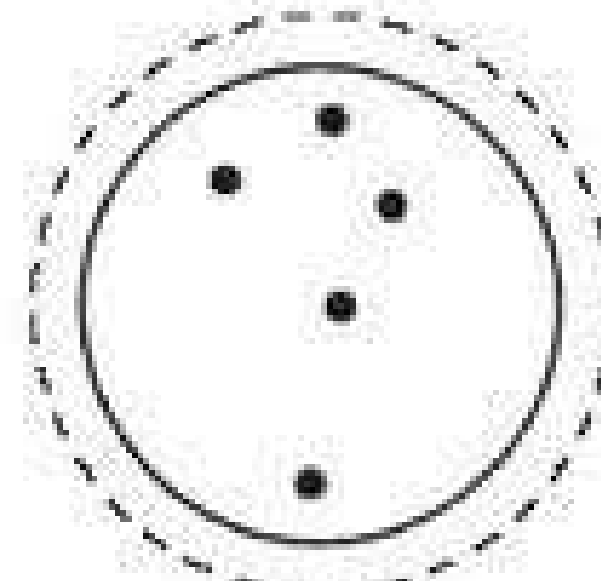
LEO,
the Lion



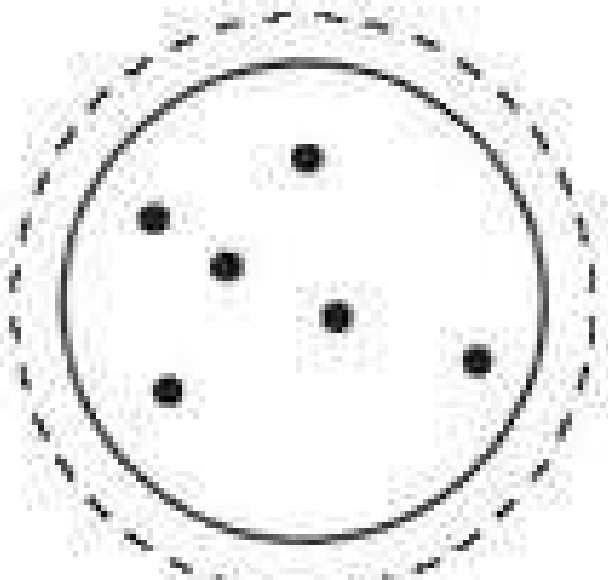
SAGITTARIUS,
the Archer



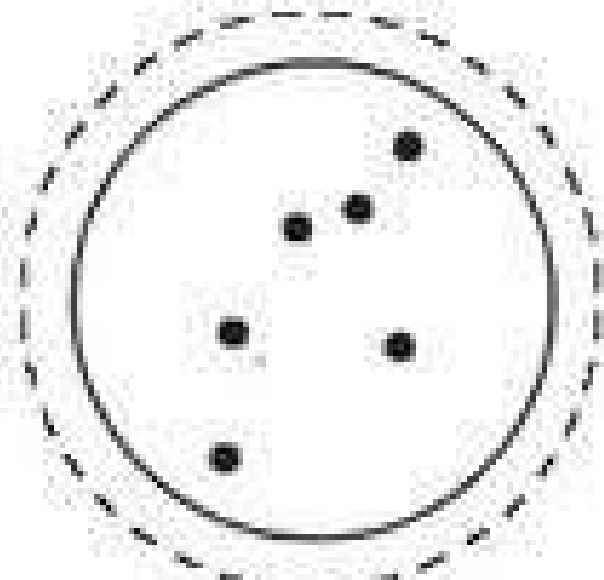
GEMINI,
the Twins



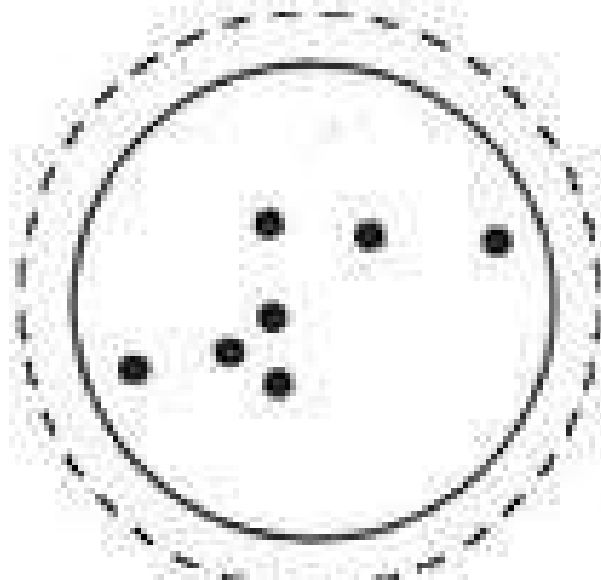
BOOTES,
the Herdsman



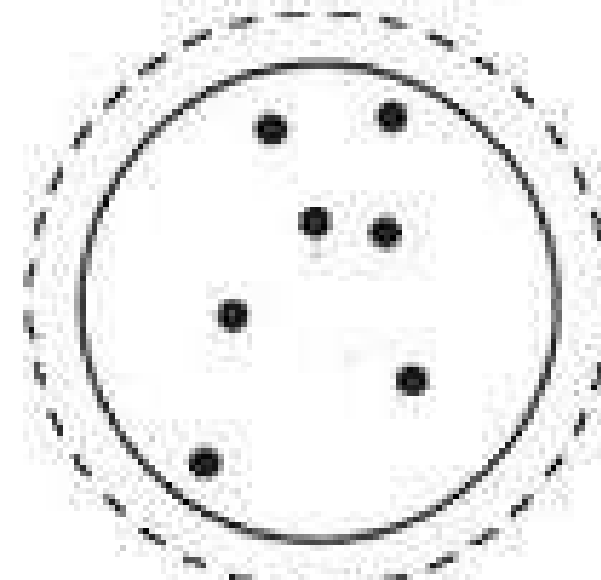
CYGNUS,
the Swan



PERSEUS



CANIS MAJOR,
the Big Dog



HERCULES



Frog's Starry Wish


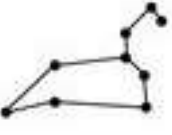
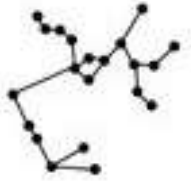


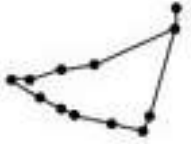

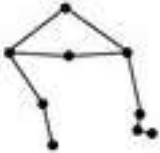
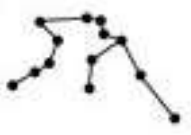

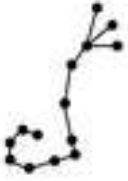
HANDOUT

ZODIAC



The zodiac is a belt of space around Earth. It occupies the path that the sun appears to take around Earth in the course of a year (although it is actually Earth that is moving around the sun).

Twelve well-known groups of constellations lie in the zodiac. Your zodiac sign is the constellation that appears in the sun's path during your birth.

♈	ARIES (THE RAM) March 21 - April 20		♌	LEO (THE LION) July 22 - August 22		♐	SAGITTARIUS (THE ARCHER) November 22 - December 21	
♉	TAURUS (THE BULL) April 21 - May 20		♍	VIRGO (THE VIRGIN) August 23 - September 21		♑	CAPRICORN (THE MOUNTAIN SEA-GOAT) December 22 - January 20	
♊	GEMINI (THE TWINS) May 21 - June 20		♎	LIBRA (THE SCALES) September 22 - October 21		♒	AQUARIUS (THE WATER BEARER) January 21 - February 19	
♋	CANCER (THE CRAB) June 21 - July 21		♏	SCORPIO (THE SCORPION) October 22 - November 21		♓	PISCES (THE FISH) February 20 - March 20	