


**WEAR
APRON
GLOVES**



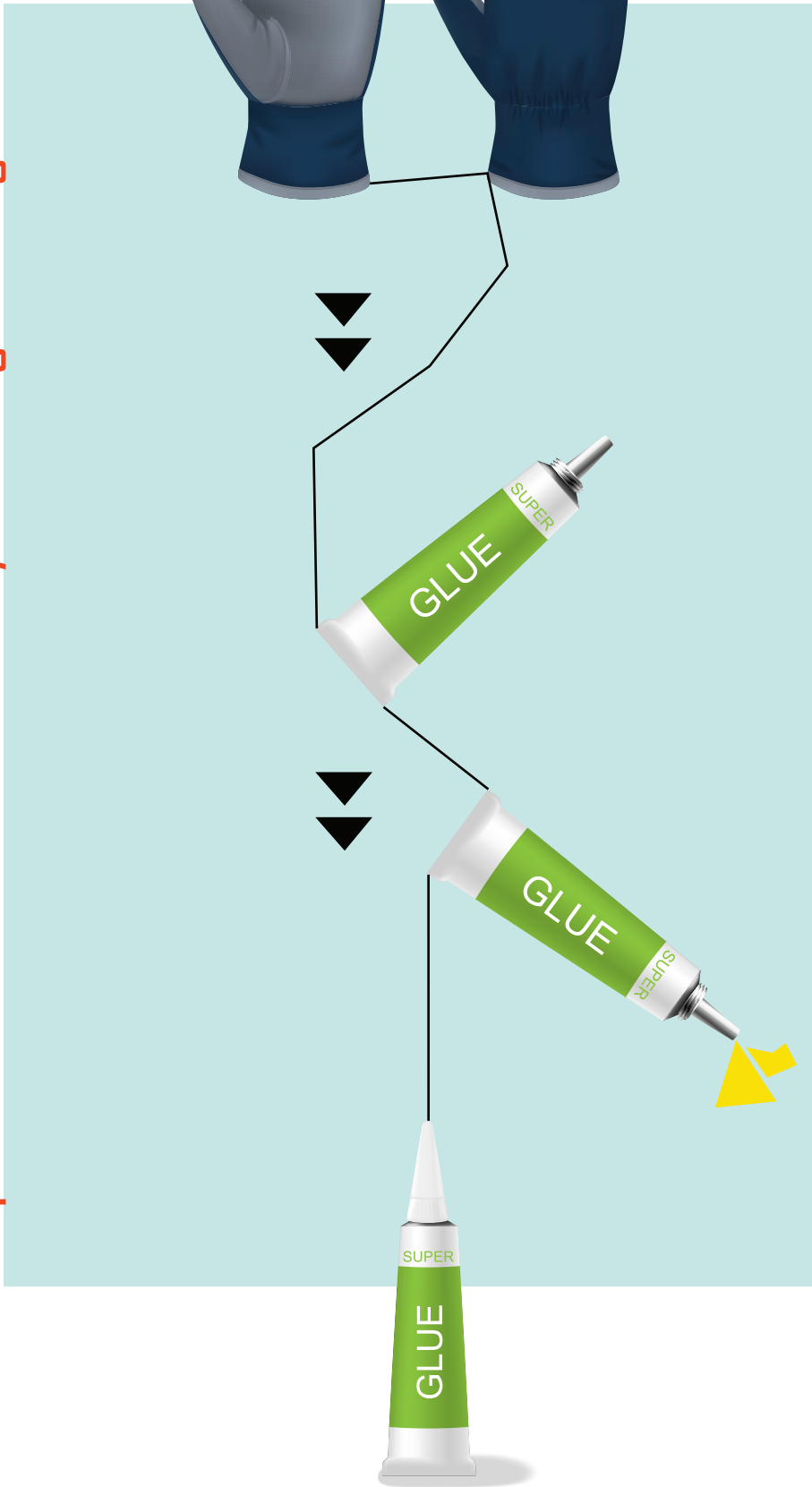
**Karkhana
Samuha**

**KHELDAI
SIKDAI**

USE MAT BOARD WHILE CUTTING



Super-Glue can even stick your fingers together



USE GLOVES BEFORE USING SUPER-GLUE



**Karkhana
Samuha**



**KHELDI
SIKDAI**



BATTERIES CAN SPARK!

THEY DON'T BELONG
IN TRASH OR RECYCLING



**Karkhana
Samuha**

**KHELDAI
SIKDAI**



LEVEL OF HEART


**PUT PRESSURE
ON WOUND**

**RAISE WOUND ABOVE
THE HEART TO SLOW
BLEEDING**



**Karkhana
Samuha**





**UNPLUG IT
WHEN NOT
IN USE**



**Karkhana
Samuha**





DOCUMENT YOUR WORKS

Yes, it's your unique creation
take pride and take pictures



**Karkhana
Samuha**

**KHELDAI
SIKDAI**

HOLD THE SOLDERING IRON BY HANDLE

350°C



don't touch




**Karkhana
Samuha**

**KHELDAI
SIKDAI**

**WORK
IN A WELL
VENTILATED
AREA**



PLACE HOT SOLDERING IRON ON STAND



**KEEP HAIR
AWAY
FROM
DRILLBIT**



**Karkhana
Samuha**





Remember

The glue releases itself when the tip is hot. So place the glue gun tip on scrap paper when hot.

Don't touch

It is normal that the glue stretches to form spider strings. But do not touch the hot glue.

Be patient

The more you pull the string, the more it stretches. Let the mess happen as you can cut it once cooled.




Karkhana
Samuha



KHELDAI
SIKDAI

✓ *PRO*

✓ *NOOB*



✗ *DON'T*

Use paper cutter to cut tapes

Using scissor can be a bad idea resulting tapes sticking in between scissors. Paper cutter in other hand, results neat and precise cut unlike tape sticking to scissors resulting a mess.



**Karkhana
Samuha**

**KHELDAI
SIKDAI**